

## Learn to Draw a Chihuahua

Step 1: Start with the eyes



*The right eye should be a circle, the left should be an oval*

Then color them in:



Step 2: Draw the nose and mouth




Step 3: Draw the head and ears




Step 4: Draw the cheeks, neck and collar




Step 5: Draw the body




Step 6: Draw the front legs



Step 7: Draw the back legs



Step 8: Add the toes!



Your Chihuahua is complete!